





# Worksheet

Name: .....  
Roll No: ..... Class: ..... Section: .....  
Date: .....

## INTRODUCTION TO SCRATCHJR

### Chapter-7

#### A. Write the names of the following pictures:

1.  .....
2.  .....
3.  .....
4.  .....

#### B. Fill in the blanks using the hints given below:

**Hints:** Green flag, Stage, Blocks palette, Character

1. .... is used to run a Scratch project.
2. .... is an actor which acts on the stage.
3. .... is the main working area.
4. .... displays different types of blocks.